

A woman with blonde hair, wearing safety glasses and a white lab coat, is looking down at something in her hands in a laboratory setting. The background is blurred, showing other lab equipment and a clean, professional environment.

camurus[®]

ACROINNOVA 1 Phase 3 results

Topline results from a 24-week, randomized, double-blind, placebo-controlled trial evaluating octreotide SC depot in adult patients with acromegaly

20 June 2023

For investor communication only.
Octreotide SC depot (CAM2029) is an investigational medical product.

Forward looking statements

This presentation contains forward-looking statements that provide our expectations or forecasts of future events such as new product developments and regulatory approvals and financial performance.

Camurus is providing the following cautionary statement. Such forward-looking statements are subject to risks, uncertainties and inaccurate assumptions. This may cause actual results to differ materially from expectations and it may cause any or all of our forward-looking statements here or in other publications to be wrong. Factors that may affect future results include currency exchange rate fluctuations, delay or failure of development projects, loss or expiry of patents, production problems, unexpected contract, patent, breaches or terminations, government-mandated or market-driven price decreases, introduction of competing products, Camurus' ability to successfully market products, exposure to product liability claims and other lawsuits, changes in reimbursement rules and governmental laws and interpretation thereof, and unexpected cost increases.

Camurus undertakes no obligation to update forward-looking statements

Agenda

- Acromegaly and octreotide SC depot
- The ACROINNOVA program
- Phase 3 topline results of ACROINNOVA 1
- Next steps towards regulatory submissions
- Questions

Fredrik Tiberg, PhD
President & CEO, CSO

Alberto M. Pedroncelli, MD, PhD
Chief Medical Officer

Agneta Svedberg, MSc, MBA
Vice President Clinical Development &
Pharmacovigilance

Octreotide SC depot (CAM2029) showed high level of disease control and positive PRO outcomes

- ✓ Primary endpoint of superiority met with 72.2% IGF-1 response in the CAM2029 group versus 37.5% in the placebo group
- ✓ Key secondary endpoint of superiority met with 70.0% IGF-1 and GH response in the CAM2029 group versus 37.5% in the placebo group
- ✓ All sensitivity and supportive analyses confirmed the conclusion of the main analyses
- ✓ IGF-1, GH and symptoms were well controlled over time with CAM2029
- ✓ Improved quality of life indicated for CAM2029 versus standard of care (SoC) at baseline
- ✓ Improved patient satisfaction and treatment satisfaction convenience score for CAM2029 versus SoC at baseline
- ✓ Well tolerated safety profile

CAM2029 – octreotide subcutaneous depot in Phase 3 development

Investigational treatment of three, serious, rare diseases with high unmet medical needs

- Acromegaly
- Gastroenteropancreatic neuroendocrine tumors (GEP-NET)
- Polycystic liver disease (PLD)

Designed for enhanced efficacy and improved convenience



Acromegaly – a rare growth hormone disorder with significant morbidity

- Rare pituitary disorder caused by a benign tumor and excess of growth hormone
- Slowly developing chronic disease with progressive physical changes or disability, often unrecognized, leading to late diagnosis
- Uncontrolled acromegaly leads to increased risk of severe symptoms and mortality³
- Acromegaly patients have reduced quality of life (QoL)⁴
- Unmet medical needs include enhanced disease and symptom control and improved QoL for patients⁵
 - Recurring symptoms and compromised QoL are reported also in patients that are biochemically controlled⁵



PREVALENCE:
50-70 cases
per million¹



Around 40 years
at diagnosis²



Men and women
equally affected²

Acromegaly symptoms and morbidity

Common symptoms


- Fatigue
- Headache
- Paresthesia
- Soft tissue swelling
- Excessive sweating
- Joint pain

Alterations of facial features and tongue enlargement

Cardiovascular

- Hypertension
- Left ventricular hypertrophy
- Cardiomyopathy
- Congestive heart failure
- Dysrhythmias
- Coronary atherosclerosis

**Benign pituitary tumor
causes excess GH secretion
leading to increased IGF-1 levels**



Pulmonary

- Sleep apnea
- Narcolepsy
- Obstruction of upper airways

Bone overgrowth and organ enlargement

Endocrine and metabolic

- Diabetes mellitus
- Impaired glucose tolerance
- Thyroid disorder
- Hyperprolactinemia
- Hypopituitarism

Reproductive

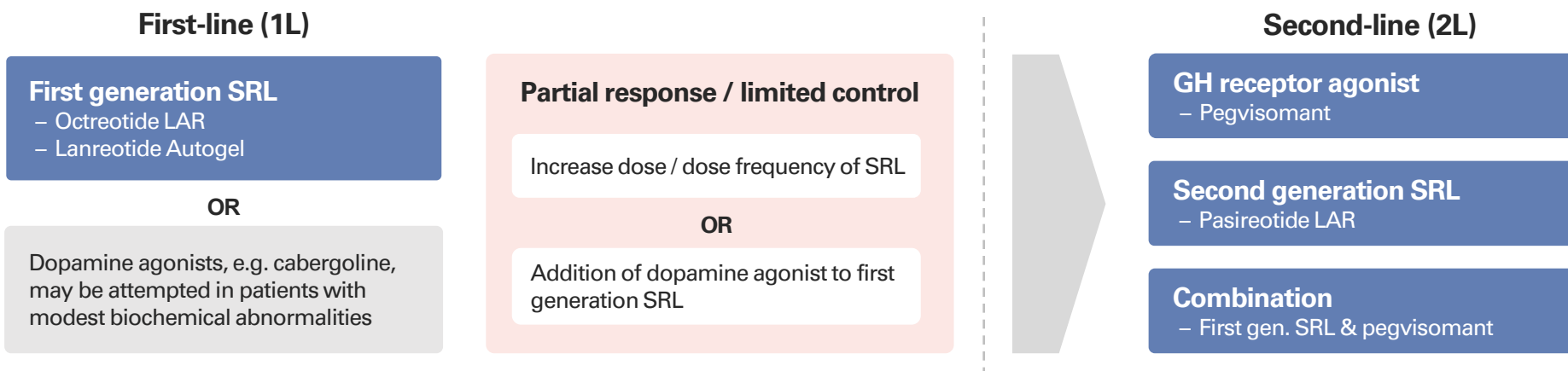
- Decreased libido
- Erectile dysfunction

SRLs are first-line medical treatment

Transsphenoidal surgery of micro- and macro-adenomas

First-line medical treatment is first-generation, long-acting somatostatin receptor ligands (SRLs)

- Octreotide LAR and lanreotide Autogel (rarely dopamine agonist)
- Second-line therapy often includes pegvisomant and pasireotide



First generation SRLs are standard of care for acromegaly – with improvement potential

Complex handling and inconvenient dosing

- Complex reconstitution – prone to handling errors and needle clogging (octreotide)
- Intramuscular or deep subcutaneous injections with large needles (octreotide and lanreotide)
- Lack of convenient dosing options and/or requirement for administration by healthcare professional
- Absence of viable self-administration option may impact on patient convenience and autonomy^{1,2}

Efficacy limitations with modest response rates

- Octreotide LAR has low octreotide bioavailability (<20%) and low exposure
- Lanreotide Autogel has lower receptor binding affinity
- Only about half of acromegaly patients on current treatment are controlled (IGF-1 and GH)³
 - 57% and 67% for octreotide LAR
 - 47% and 48% for lanreotide autogel
- Persistent and breakthrough symptoms

CAM2029 – targeting key unmet medical needs in acromegaly

Convenient dosing allowing for easy patient self-administration

- Ready to use, with no need for mixing, reconstitution, or temperature conditioning, and is stored at room temperature
- Subcutaneous administration with pre-filled syringe (automatic safety device) or pre-filled pen (thin “non-visible” needle)

High octreotide exposure with potential for improved efficacy

- Rapid onset and long-acting octreotide release
- Approximately 500% higher bioavailability vs octreotide LAR^{1,2}
- Effective biochemical and symptom control indicated in Phase 2 proof-of-concept trial in acromegaly²

*Octreotide subcutaneous depot
(CAM2029)*



ACROINNOVA 1 & 2



ACROINNOVA 2

ACROINNOVA 1 Topline results

24-week, Phase 3, randomized, double-blind,
placebo-controlled trial of octreotide SC depot

Patient demographics by treatment arm

Balanced demographics with patients of different ages: Intention to Treat (ITT) analysis set

Parameter (unit)	Statistics or category	CAM2029	PLACEBO	OVERALL
		(N=48)	(N=24)	(N=72) n (%)
Age (years)	Mean (SD)	57 (11.2)	52 (15.1)	55 (12.8)
	Min-Max	29-79	20-82	20-82
	18-64, n (%)	34 (70.8)	19 (79.2)	53 (73.6)
	>= 65, n (%)	14 (29.2)	5 (20.8)	19 (26.4)
Sex (number)	Female n (%)	28 (58.3)	12 (50.0)	40 (55.6)
	Male n (%)	20 (41.7)	12 (50.0)	32 (44.4)
Weight (kg)	Mean (SD)	85 (17.6)	87 (17.3)	86 (17.4)
Height (cm)	Mean (SD)	168 (11.0)	172 (8.2)	169 (10.2)
BMI (kg/m ²)	Mean (SD)	30 (5.6)	30 (5.8)	30 (5.6)
Region, n (%)	EU	15 (31.3)	9 (37.5)	24 (33.3)
	Europe, non-EU	29 (60.4)	11 (45.8)	40 (55.6)
	United States	4 (8.3)	4 (16.7)	8 (11.1)

Phase 3 trial enrolled adult patients with acromegaly on stable treatment with SoC

Patients with documented acromegaly history (Intention-to-treat Analysis Set)

Parameter	Category	CAM2029	PLACEBO	OVERALL
		(N=48) n (%)	(N=24) n (%)	(N=72) n (%)
Time since Diagnosis (years)	Mean (SD)	10.8 (6.8)	13.0 (10.7)	11.5 (8.3)
Time since Diagnosis	<10 years, n (%)	23 (47.9)	11 (45.8)	34 (47.2)
	10-20 years, n (%)	19 (39.6)	9 (37.5)	28 (38.9)
	>=20 years, n (%)	5 (10.4)	4 (16.7)	9 (12.5)
Pituitary Surgery	Yes, n (%)	42 (87.5)	21 (87.5)	63 (87.5)
	No, n (%)	6 (12.5)	3 (12.5)	9 (12.5)
Treatment at baseline	Octreotide LAR, n (%)	25 (52.1)	14 (58.3)	39 (54.2)
	Lanreotide Autogel, n (%)	23 (47.9)	10 (41.7)	33 (45.8)

Phase 3 RCT evaluated efficacy and safety of octreotide SC depot in patients with acromegaly

Primary objective

- To assess the superiority of CAM2029 compared to placebo in biochemical response for insulin-like growth factor-1 (IGF-1)

Primary endpoint

- Proportion of patients with mean IGF-1 levels \leq upper limit of normal (ULN) at Week 22 and Week 24 (average of the 2 measurements)

Key secondary endpoints

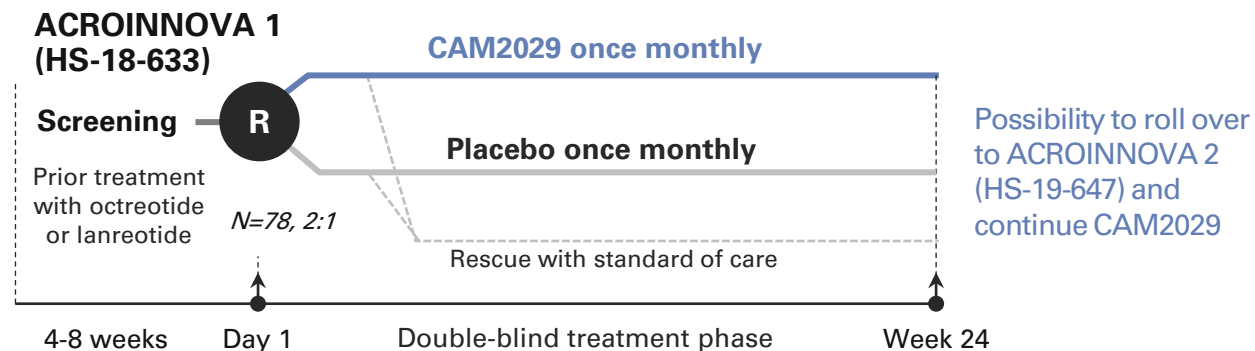
- Proportion of patients with mean IGF-1 levels \leq ULN at Week 22 and Week 24, including patients who had their dose decreased
- Proportion of patients with mean IGF-1 levels \leq ULN at Week 22 and Week 24 and mean growth hormone (GH) cycle levels $<2.5 \mu\text{g/L}$ at Week 24

Other secondary endpoints

- Biochemical response (IGF-1 and GH)
- Patient satisfaction and quality of life
- Clinical signs and symptoms of acromegaly
- Self- or partner administration
- Plasma concentrations of octreotide
- Safety

Patient population

- Patients (n=72) with confirmed acromegaly on treatment with a stable dose of octreotide LAR or lanreotide autogel for at least 3 months with IGF-1 levels \leq ULN and mean GH cycle levels $<2.5 \mu\text{g/L}$ at screening



Phase 3 RCT evaluated efficacy and safety of octreotide SC depot in patients with acromegaly

Primary objective

- To assess the superiority of CAM2029 compared to placebo in biochemical response for insulin-like growth factor-1 (IGF-1)

Primary endpoint

- Proportion of patients with mean IGF-1 levels \leq upper limit of normal (ULN) at Week 22 and Week 24 (average of the 2 measurements)

Key secondary endpoints

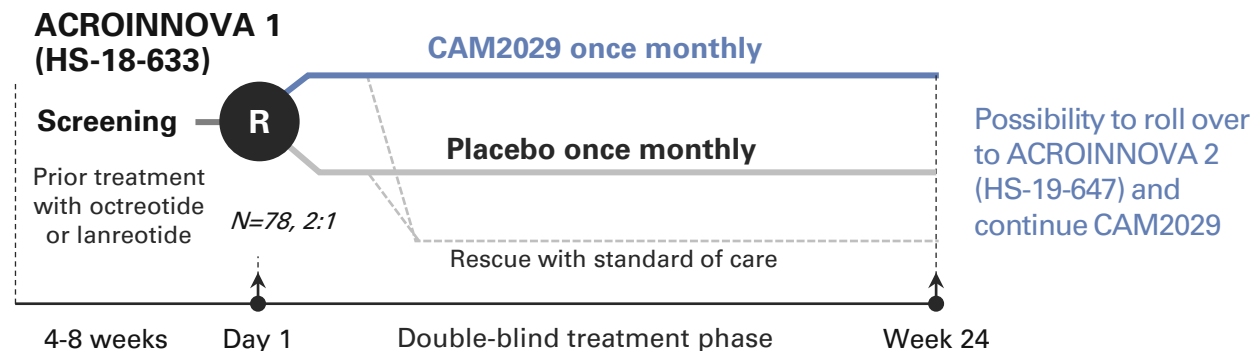
- Proportion of patients with mean IGF-1 levels \leq ULN at Week 22 and Week 24, including patients who had their dose decreased
- Proportion of patients with mean IGF-1 levels \leq ULN at Week 22 and Week 24 and mean growth hormone (GH) cycle levels $<2.5 \mu\text{g/L}$ at Week 24

Other secondary endpoints

- Biochemical response (IGF-1 and GH)
- Patient satisfaction and quality of life
- Clinical signs and symptoms of acromegaly
- Self- or partner administration
- Plasma concentrations of octreotide
- Safety

Patient population

- Patients (n=72) with confirmed acromegaly on treatment with a stable dose of octreotide LAR or lanreotide autogel for at least 3 months with IGF-1 levels \leq ULN and mean GH cycle levels $<2.5 \mu\text{g/L}$ at screening

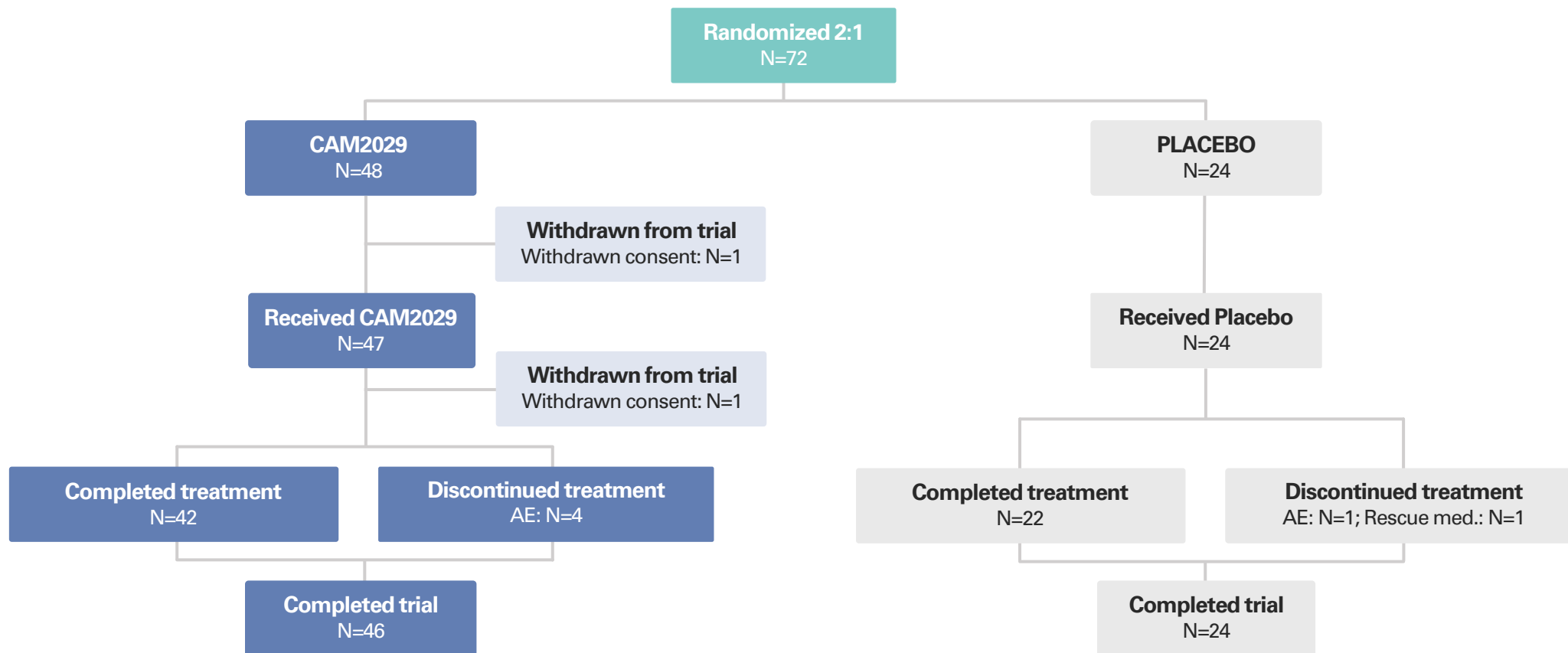


Stratification by previous treatment

Statistical assumption primary endpoint:

- 90% power to show treatment difference with 80% response for CAM2029 vs 40% response for placebo, based on Chi-squared test (with continuity correction)

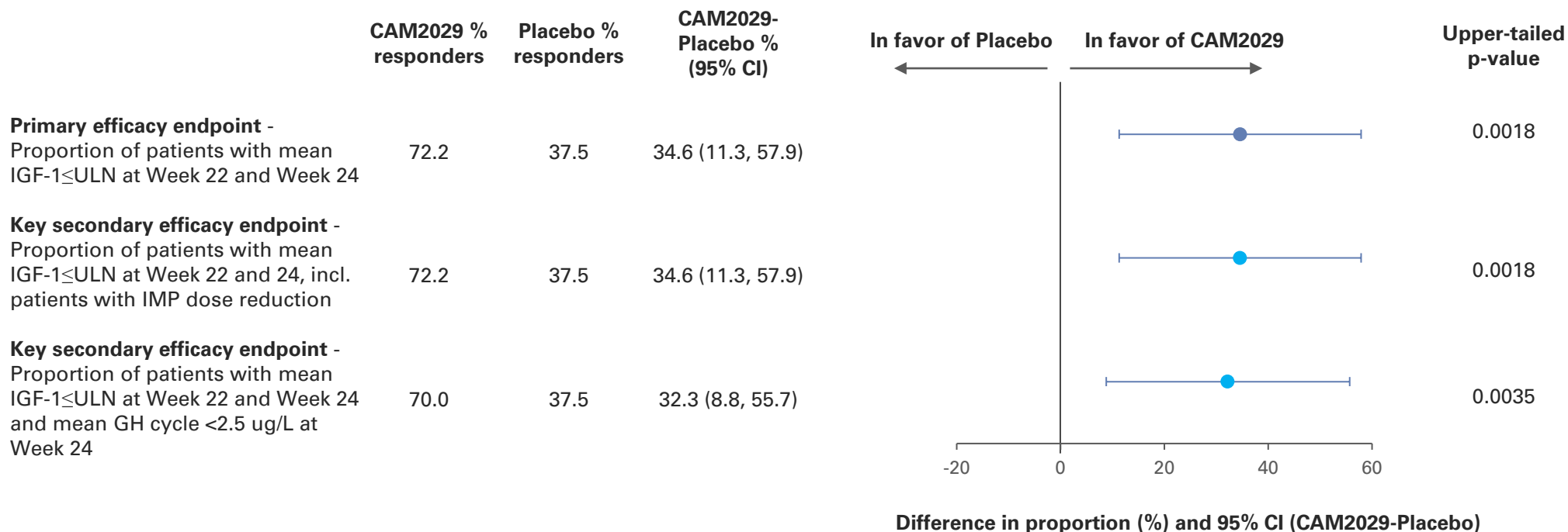
ACROINNOVA 1 trial patient disposition



Topline efficacy results

Octreotide SC depot achieved superiority for IGF-1 and GH response

Primary and key secondary endpoints met with high statistical significance (ITT)

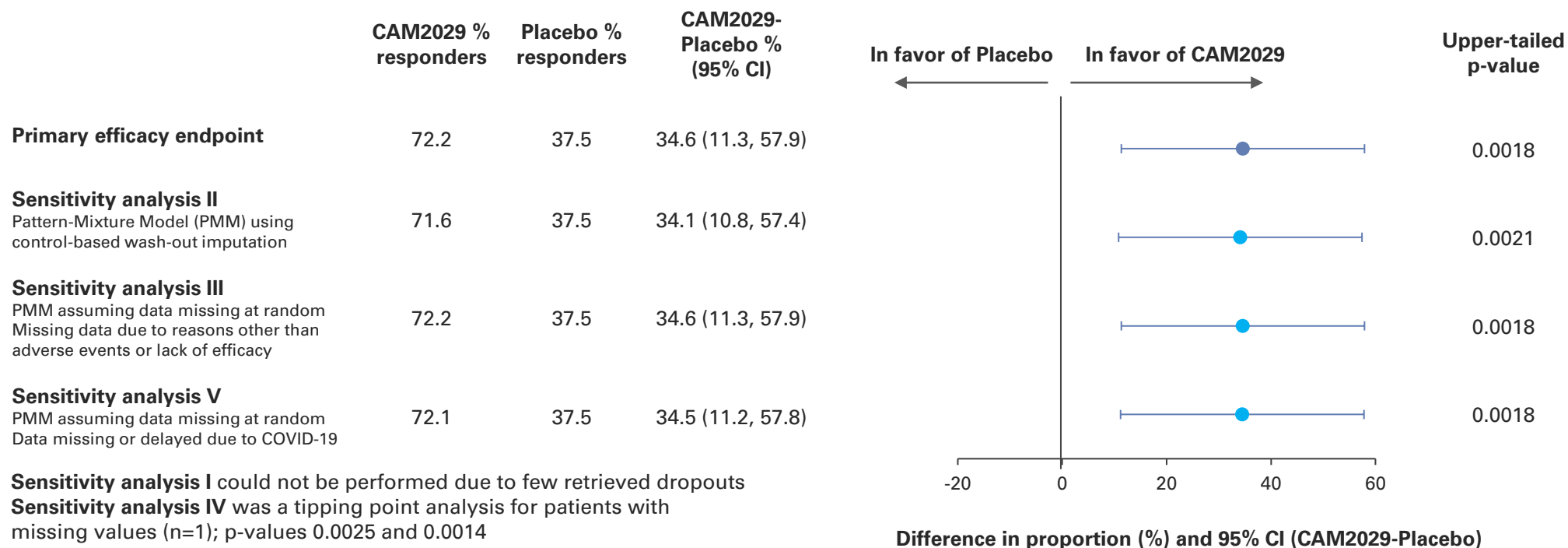


ITT – intention-to-treat analysis set.

Patients with intercurrent events were regarded as non-responders independently of their endpoint result; Mantel-Haenszel-type common difference in proportions across strata, stratified by prior treatment (octreotide LAR or lanreotide autogel). In the closed testing procedure, a comparison was eligible for superiority testing only if all previous comparisons, if any, had established superiority at the one-sided significance level of $p < 0.025$

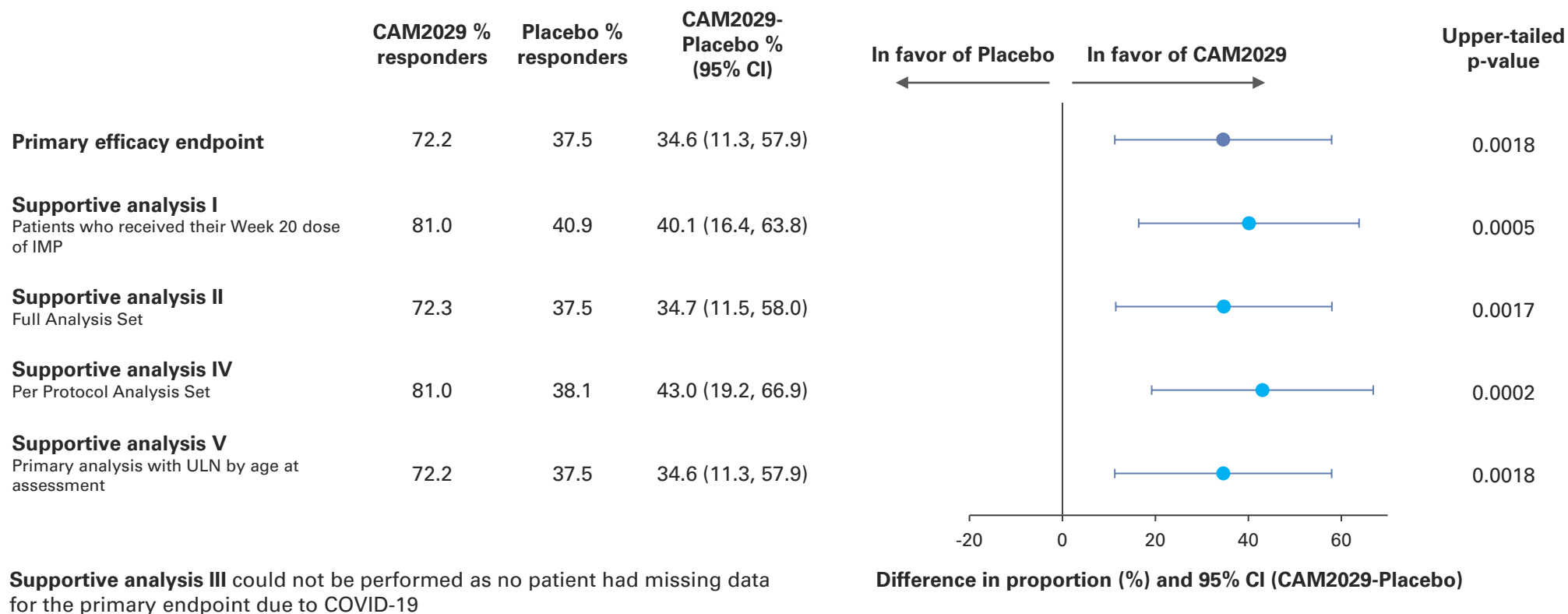
Sensitivity analyses confirmed the main analysis

Main and sensitivity analyses of the primary endpoint (ITT)



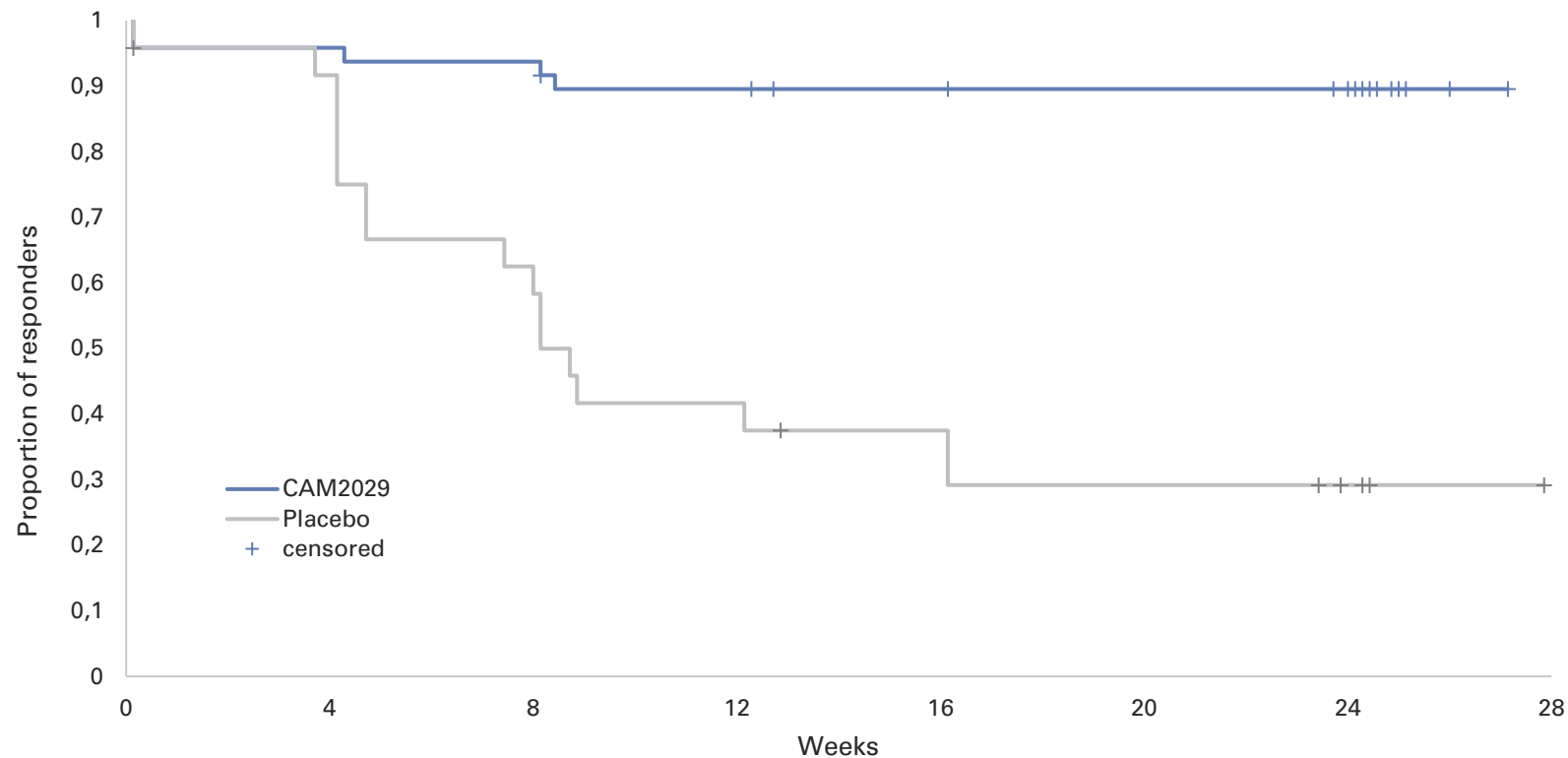
Supportive analyses confirmed the main analysis

Main and supportive analyses of the primary endpoint



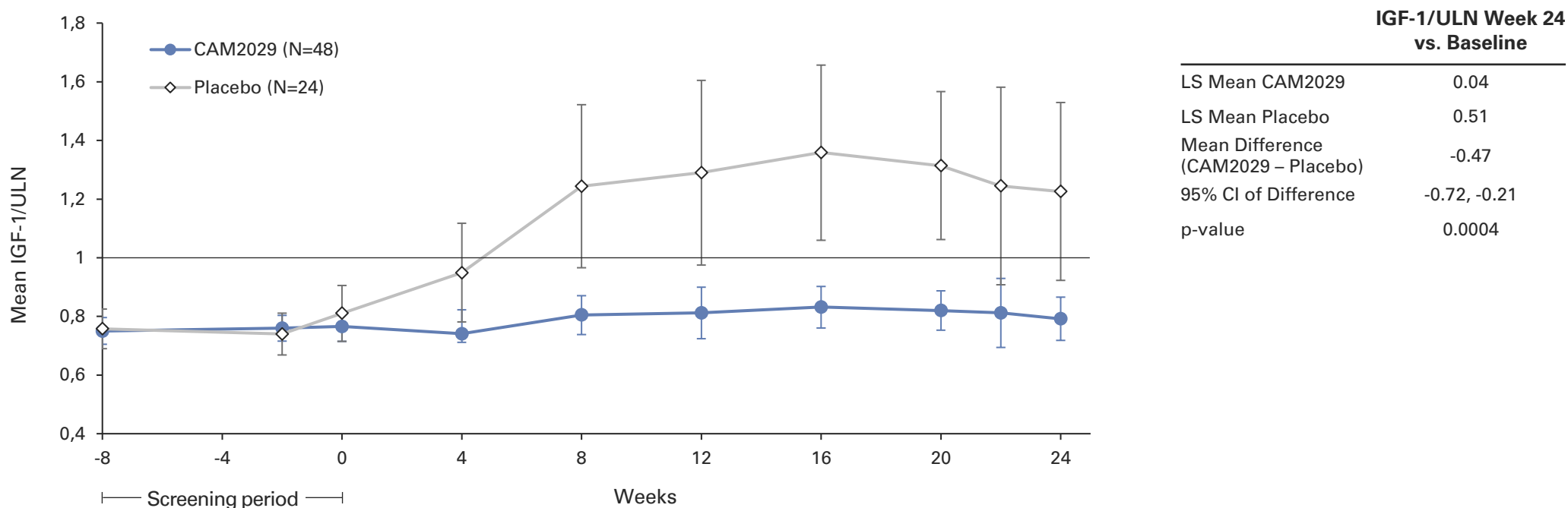
High statistical difference in time to loss of biochemical response: IGF-1 > ULN

Cox regression analysis (ITT): Hazard ratio=0.1; $p < 0.0001$



IGF-1 over time confirms efficacy of CAM2029

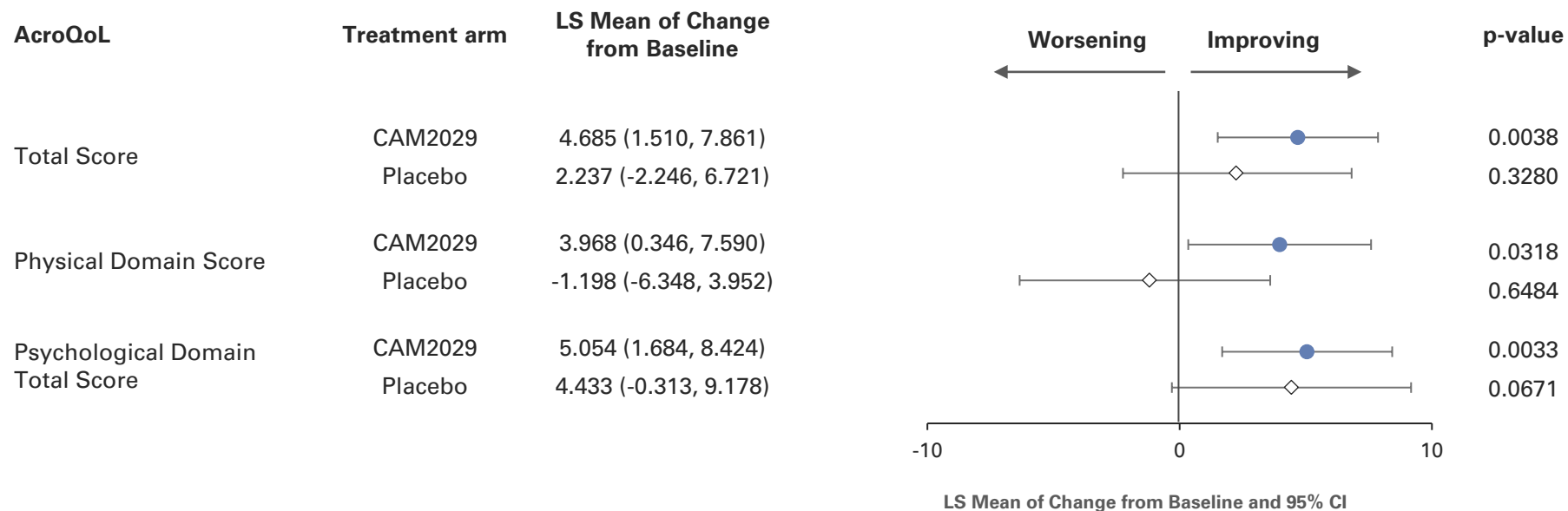
IGF-1 values for CAM2029 stable over time (mean, 95% CI)



Patient reported outcomes

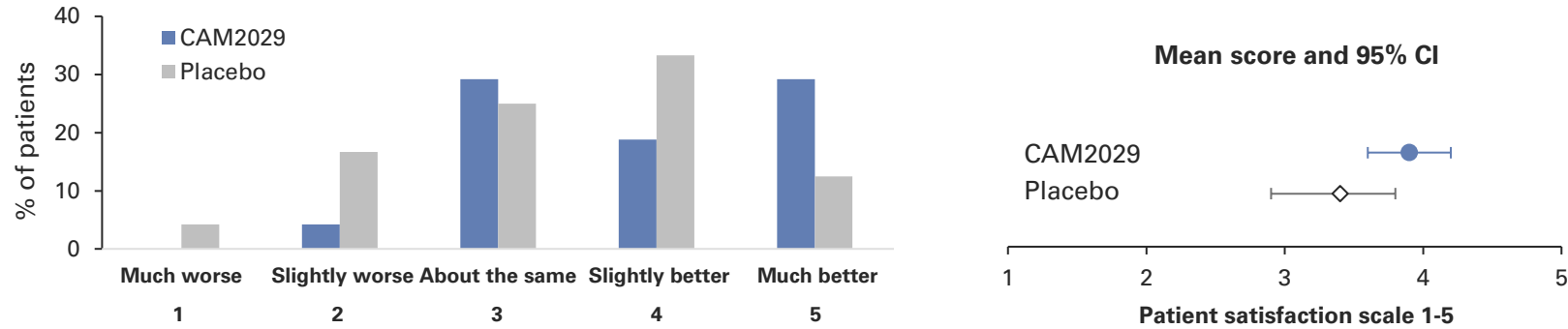
Significant improvement in patient's QoL indicated versus SoC at baseline

Significant treatment differences with CAM2029 versus baseline

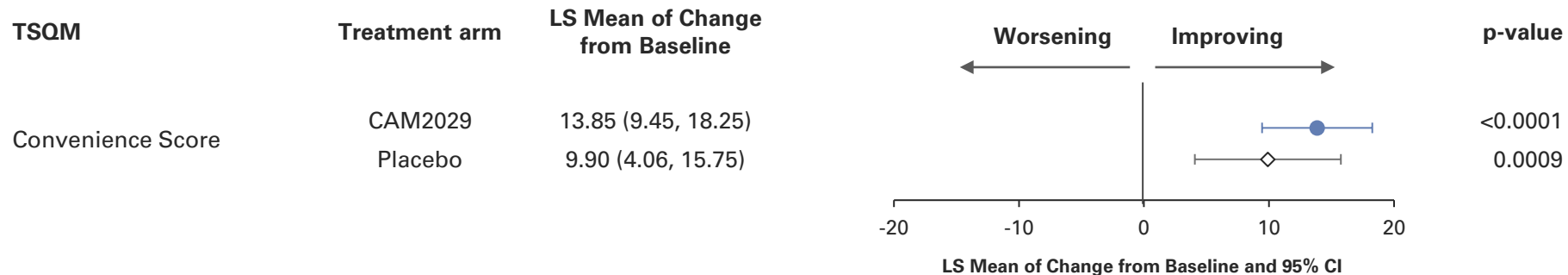


High patient reported treatment satisfaction with CAM2029 versus baseline

Answers to Patient Satisfaction Scale at Week 24 versus previous treatment by treatment arm



TSQM convenience score by treatment arm from baseline to Week 24



TSQM, Treatment Satisfaction Questionnaire for Medication

Safety and adverse events overview

Summary of adverse events by treatment arm

Adverse events (AEs) were mostly mild, and none of the serious or severe AEs were related to octreotide SC depot (Safety analysis set)

	CAM2029	PLACEBO	OVERALL
Category	(N=47) n (%)	(N=24) n (%)	(N=71) n (%)
Any AE	37 (78.7)	19 (79.2)	56 (78.9)
Any Related AE	24 (51.1)	15 (62.5)	39 (54.9)
Any Grade 1 AE	34 (72.3)	18 (75.0)	52 (73.2)
Any Grade 2 AE	19 (40.4)	8 (33.3)	27 (38.0)
Any Grade 3 or Higher AE	5 (10.6)	2 (8.3)	7 (9.9)
Any SAE	4 (8.5)	2 (8.3)	6 (8.5)
Any Related SAE	0	1 (4.2)	1 (1.4)
Any AE Leading to Treatment Discontinuation	4 (8.5)	1 (4.2)	5 (7.0)
Any AE Leading to Withdrawal from Trial	0	0	0
Any AE Leading to Dose Reduction	0	0	0
Any Fatal SAE	0	0	0
Any COVID-19-Related AE	5 (10.6)	3 (12.5)	8 (11.3)

Adverse event summary by preferred term

Adverse events reported by at least 5% of patients in any treatment arm by preferred term (Safety Analysis Set)

	CAM2029	PLACEBO	OVERALL
Preferred term	(N=47) n (%)	(N=24) n (%)	(N=71) n (%)
Any AE	37 (78.7)	19 (79.2)	56 (78.9)
Injection site erythema	12 (25.5)	5 (20.8)	17 (23.9)
Arthralgia	8 (17.0)	2 (8.3)	10 (14.1)
Injection site swelling	7 (14.9)	2 (8.3)	9 (12.7)
Injection site mass	3 (6.4)	5 (20.8)	8 (11.3)
Injection site pruritus	7 (14.9)	1 (4.2)	8 (11.3)
Injection site induration	4 (8.5)	3 (12.5)	7 (9.9)
Injection site pain	4 (8.5)	3 (12.5)	7 (9.9)
COVID-19	4 (8.5)	3 (12.5)	7 (9.9)
Injection site nodule	4 (8.5)	1 (4.2)	5 (7.0)
Fatigue	3 (6.4)	1 (4.2)	4 (5.6)
Pruritus	4 (8.5)	0	4 (5.6)
Anaemia	1 (2.1)	3 (12.5)	4 (5.6)
Abdominal pain upper	3 (6.4)	0	3 (4.2)
Headache	3 (6.4)	0	3 (4.2)
Injection site rash	0	2 (8.3)	2 (2.8)
Leukopenia	0	2 (8.3)	2 (2.8)

AE, adverse event

Summary and conclusions

Positive topline Phase 3 results from ACROINNOVA 1

Primary and key secondary endpoints met with robust, statistical significance

- All sensitivity and supportive analyses confirmed efficacy
- Trial met multiple additional secondary endpoints on biochemical control of IGF-1 and GH with octreotide SC depot

Patients were well controlled

- IGF-1, GH and symptoms were stable over time

Improvements seen in patient reported outcomes

- Treatment satisfaction improved compared to SoC at baseline
- Acromegaly Quality of Life (AcroQoL) improved compared to SoC at baseline

Well tolerated safety profile

- Comparable to approved first generation SRLs
- No new or unexpected safety findings

Further and expanded data on CAM2029 efficacy, patient reported outcomes and safety profile expected from ACROINNOVA 2

Upcoming key milestones: ACROINNOVA program

Full results from ACROINNOVA 1 trial, Q3 2023

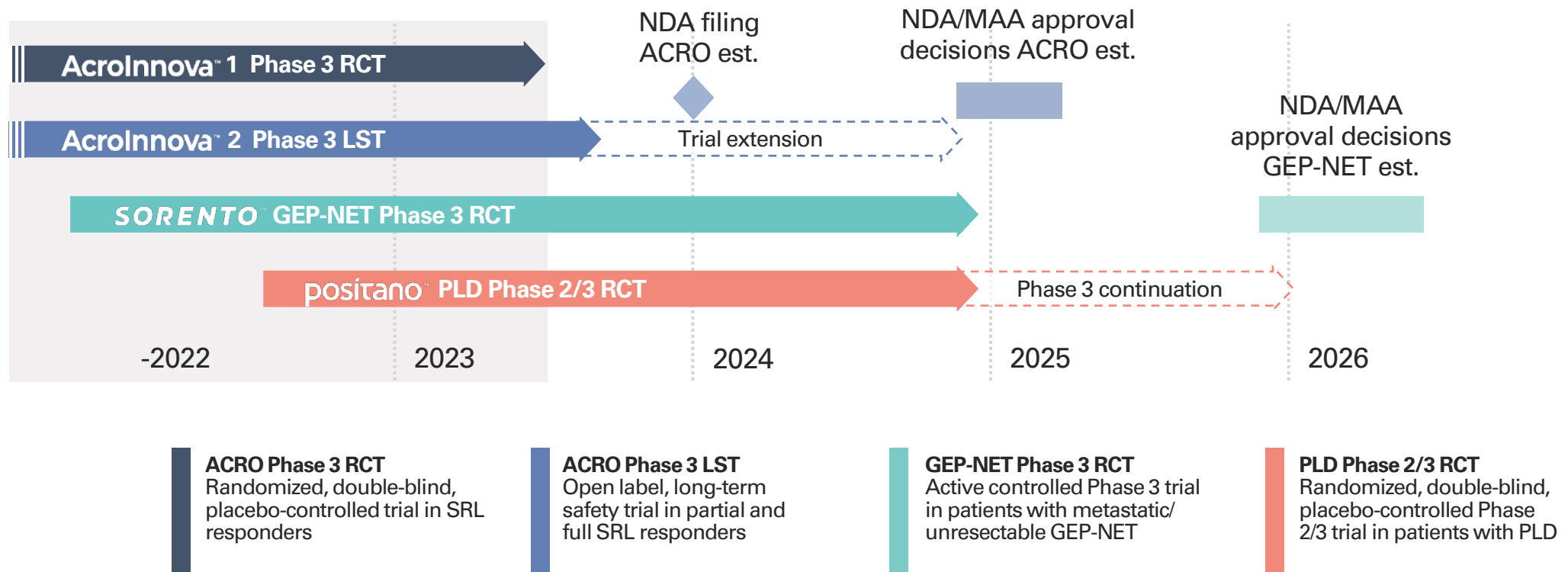
Interim results ACROINNOVA 2, Q3 2023

Pre-NDA meeting Q3/Q4 2023

NDA submission around the turn of the year 2023/24

Further regulatory submission in EU and RoW

CAM2029 Phase 3 programs progressing



Questions